

FUSION

Keystone RV Company



FASTTRACK
PAINT SYSTEM

5K
INTER-LOCK
SYSTEM

EXCLUSIVE
CREDIT FINANCING
AVAILABLE

BLIZZARD
PACKAGE

SUPER
STORAGE

COLLAPSIBLE
ROLL-OVER
SOFA SYSTEM

**THE ULTIMATE CROSSOVER COMBINING
RUGGED ADVENTURE & LUXURY LIVING**

DSI
Annual RVDA DEALER
SATISFACTION INDEX

FUZION TOY HAULERS

FUZION // // // // FLEXIBILITY

LET'S YOU LEAVE IT ALL BEHIND,
WITHOUT LEAVING IT ALL BEHIND

fu-sion *noun attributive* \fyu-zhin\
The combination or mixture of things

Fu-zion *adj/v* \fyu-zhin\
The ultimate crossover combining rugged adventure
and luxury living



SHOWN IN FUZION
CHROME PACKAGE

Don't limit yourself to highways and freeways.
Venture off the beaten path to where your
ultimate playground awaits. Whether it's the
mountains, the desert, the lake or even wine
country... Go where you want to go and do
what you want to do.



// FZ413 SHOWN IN ONYX DECOR



// FZ413 BEDROOM

SCAN ME

FOR MORE INFORMATION ON FUZION FIFTH WHEEL TOY HAULERS ALONG WITH OTHER GREAT CONTENT



// FZ413 BATHROOM



// FZ420 BEDROOM

// FZ420 SIDE PATIO



// FZ420 SHOWN IN SANTA FE DECOR



// FZ414 SHOWN IN CLAY DECOR



// FZ414 KITCHEN



// FZ414 SHOWN IN CLAY DECOR

GARAGE FEATURES ///



» 5K INTER-LOCK SYSTEM

Fuzion's 5K Inter-Lock system is the most rugged, toughest tie-down you can find in any toy hauler. Welded into the frame, each tie-down can support 5000 pounds. Because your toys are important, be sure your new toy hauler is a Fuzion with the 5K Inter-Lock system.



Watch our exclusive video of the 5K Inter-Lock System being put to the test!
KEYSTONERV.COM/FUZION



COLLAPSIBLE ROLL-OVER SOFA SYSTEM

90"
GARAGE HEIGHT
WITH SOFA'S ROLLED TO THE SIDE



79"
GARAGE HEIGHT
WITH SOFA'S IN THE UPRIGHT POSITION





FAST TRACK PATIO SYSTEM 2.0

Fuzion's exclusive Fast Track Patio System makes it easy to set up your toy hauler patio in under 1 minute. Because the patio rails are not attached to the ramp, the door is lighter and easier to open and close. Plus, unloading your toys is now so simple.

By not attaching the patio to the ramp door, this makes the ramp door approximately 60 pounds lighter and much easier to open and close than the patios with the old fashioned systems.

The lightweight skid-resistant steps attach to the patio in just seconds. They are formed from aluminum and include a collapsible grab handle for extra security.

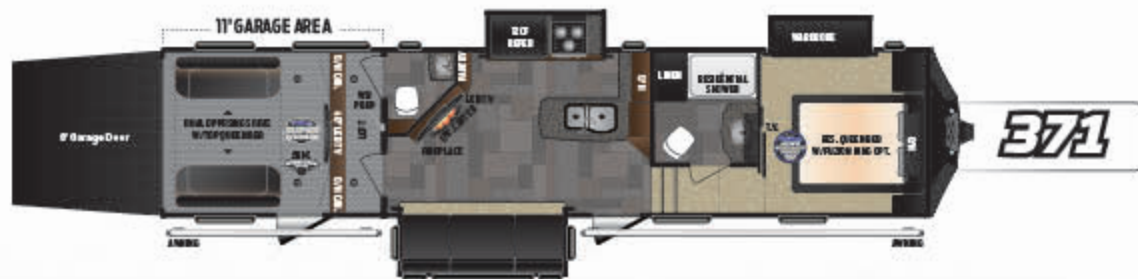
FUZION GARAGE MANAGEMENT STANDARD ON ALL FUZION TOY HAULERS

40" TV ON PULL DOWN/SWIVEL BRACKET

SUPER STORAGE



FUZION FLOORPLANS *DOUBLE AXLE*



MODEL	325	345	371	385
SHIPPING WEIGHT	12806	13398	13480	13600
CARRYING CAPACITY	4194	3602	3520	3400
HITCH WEIGHT	3005	3020	3020	3030
EXTERIOR LENGTH*	38'	38' 11"	38' 11"	38' 11"
EXTERIOR HEIGHT	13' 1"	13' 1"	13' 1"	13' 3"
FRESH WATER	112	112	112	112
WASTE WATER	44	44	88	88
GRAY WATER	88	88	44	84
LPG LB.	60	60	60	60
GARAGE LENGTH	11'	12'	11'	13'



/// **DECOR OPTIONS**

TRIPLE AXLE FUZION FLOORPLANS

MODEL	403	413	414	416	420	422
SHIPPING WEIGHT	15380	14675	15270	14610	15095	15310
CARRYING CAPACITY	3620	4325	3730	4390	3905	3690
HITCH WEIGHT	3430	3700	3530	3360	3775	3615
EXTERIOR LENGTH*	43'	43'	43'	42'	43'	43'
EXTERIOR HEIGHT	13' 3"	13' 3"	13' 3"	13' 3"	13' 3"	13' 3"
FRESH WATER	112	112	112	112	112	112
WASTE WATER	88	88	84	44	88	88
GRAY WATER	88	88	74	88	88	128
LPG LB.	60	60	60	60	60	60
GARAGE LENGTH	11' 5"	13' 6"	12'	16'	12'	12'

DISCLAIMER: Product information is as accurate as possible as of the date of publication of this brochure. All features, floor plans, and specifications in this brochure are subject to change without notice. Please also consult Keystone's web site at www.keystonerv.com for more current product information and specifications. Tow Vehicle Disclaimer. CAUTION: Owners of Keystone recreational vehicles are solely responsible for the selection and proper use of tow vehicles. All customers should consult with a motor vehicle manufacturer or their dealer concerning the purchase and use of suitable tow vehicles for Keystone products. Keystone disclaims any liability or damages suffered as a result of the selection, operation, use or misuse of a tow vehicle. KEYSTONE'S LIMITED WARRANTY DOES NOT COVER DAMAGE TO THE RECREATIONAL VEHICLE OR THE TOW VEHICLE AS A RESULT OF THE SELECTION, OPERATION, USE OR MISUSE OF THE TOW VEHICLE. *Length is defined as the distance from the centerline of hitch pin/coupler to rear bumper of trailer. 11/15

STAY IN TOUCH

Visit us online to see all these great features. Fuzion is always just a touch away. You'll find 360 virtual tours, location of your nearest dealer, photos, videos and all of the latest information about Fuzion. Everything you need can be accessed anytime, day or night, from home or on the road. You can also find us on the Keystone RV facebook.



KEYSTONERV.COM/FUZION



403

ONLY AVAILABLE IN ENVISION



413



414

ONLY AVAILABLE IN ENVISION



416



420

ONLY AVAILABLE IN ENVISION



422

ONLY AVAILABLE IN ENVISION


Relax. You're iN-Command™

Keystone Exclusive

• INDUSTRY FIRST •

CONTROL YOUR
KEYSTONE RV
FROM ANY
SMART PHONE
OR TABLET*

PROVEN
AUTOMO-
TIVE-GRADE
TECHNOLOGY



Display
Commander



Control • Systems Monitoring • Safety

- Never lose your controller
- Multiple Users
- When you have your phone, you're iN-Command

Monitor and Control Functions


The iN-Command™ system gives you total control over your Keystone RV's functions and features like never before.

- (A) Turn on and off the water pump and water heater. This system enables you to select between electric or propane fuel sources, or both.
- (B) Turn on and off exterior lights.
- (C) Turn on and off awning lights.
- (D) Turn on and off interior lights.
- (E) Turn on and off security lights.
- (F) Control customized lighting zones such as main, dinette, mood, and night lights, even "all on, all off".
- (G) Extend and retract slide rooms.
- (H) Extend and retract patio awnings.
- (I) Monitor status of your fresh, gray and black water holding tanks.
- (J) Check your battery status.
- (K) Prime, start, and stop the on board generator with the tap of an icon. iN-Command not only lets you control your generator, but also keeps you informed of its running status by showing you the fuel tank level, voltage, running hours, and any diagnostic issues such as low oil, over crank, and service warnings. These advanced generator diagnostic features are an industry-first and can only be found using the iN-Command systems.
- (L) Monitor the auxiliary and generator fuel tank levels.
- (M) Rename your slide-rooms and lighting groups to any name you choose to make it easy to remember.

FINALLY A SYSTEM YOU CAN TRUST.

iN-Command™ by JENSEN® embraces the next generation of controls for your Keystone RV by acting as the central hub of operations and puts you at the helm using your preferred smart device. But how does this all-encompassing system work? What, exactly, does it monitor and control? Let's take a closer look at iN-Command piece by piece.

The Display Commander is your primary point of contact with iN-Command. All of the switches and monitoring panels that have cluttered up interior walls in the past are integrated into this one sleek, touch screen monitor. What really makes the Display Commander stand out, however, is that it can be controlled remotely with a smart device using the free JENSEN iN-Command mobile app. This app performs all of the same functions as the Display Commander, but from the convenience of your mobile device.




Body Control Module

At the core of iN-Command™ is the control board, or "brain" of the system, the Body Control Module. The main board, itself, is protected by an impact resistant cover. The inside of this cover features detailed connection labeling, along with the wiring guide.

High Current Relays

The Body Control Module uses automotive standard high current relays to perform many of the required functions of the system. Though unlikely, these relays can easily be replaced and swapped out if needed. To ensure you can always operate the mechanical components of your coach, we've integrated manual overrides directly on the Body Control Module.



TO WABLE INDUSTRY FIRST

Wired for Performance

Keystone's Exclusive Unified Wiring Standard

iN-Command utilizes the new Keystone Unified Wiring Standard. Color-coded and numbered, each circuit in your coach can reliably be identified, simplifying diagnostics, troubleshooting and service. Keystone has implemented the Unified Wiring Standard across ALL factory-built brands and is the first towable manufacturer to do so.



Safety First

Once your tow vehicle is connected to your RV through the 7-way (Bargman) cord, step on the brake pedal and the lockout is automatically engaged. This patent-pending lockout can only be dismissed from inside your RV using the Display Commander. For safety reasons, while the lock-out mode is engaged the mobile app cannot be used for motorized controls. You can still access non-motorized functions such as lighting and monitoring.

For added security, we have also integrated Pass Code protection into the system to prevent unintended and unauthorized use.

DISCLAIMER: Do not operate any moving parts (including but not limited to awnings, jacks, and slides) unless you have a clear line of sight to the moving parts.



iN-Command™
CONTROL SYSTEMS

BY JENSEN



*WORKS WITH iPhone, iPad, ANDROID PHONES AND TABLETS.

Download and install the Free JENSEN® iN-Command™ App from Google Play or Apple App Store for the ultimate in control.

1 **iN-COMMAND CONTROL SYSTEM**

The image shows the iN-Command control system, featuring a tablet and a smartphone displaying a control interface. A circular inset shows a close-up of the interface with a blue 'X' over it, indicating a specific feature or setting.

2 **FAST TRACK PATIO SYSTEM 2.0**

The image shows the Fast Track Patio System 2.0, featuring a person operating a control panel and a close-up of the system's components.

FIVE UNMATCHED FEATURES!

3 **GARAGE MANAGEMENT SYSTEM**

The image shows the interior of a garage management system, featuring a large open space with overhead storage and a drop-down TV. A badge labeled 'SUPER STORAGE' is overlaid on the image.

SUPER STORAGE

- » SUPER STORAGE
- » DOVETAIL STORAGE
- » OVERHEAD STORAGE
- » COLLAPSIBLE SOFAS
- » DROP DOWN TV
- » 5K INTER-LOCK SYSTEM

THE
FUSION
5

4 **G-RATED TIRES**

The image shows two large, heavy-duty tires mounted on a vehicle.

5 **5K INTER-LOCK SYSTEM**

The image shows the 5K Inter-Lock System, featuring a close-up of a lock mechanism and a view of the system installed on a vehicle.

CONSTRUCTION /// KEY FEATURES



At Fuzion we test all new models to make sure they are going to perform in any condition.




Every Fuzion front cap is painted with our Exclusive Key-Shield paint technology.



Fuzion's Blizzard Package offers the best in the industry when it comes to high tech insulation. Don't be fooled by advertisements which claim "Tested to Zero Degrees". Ever ask them if it passed or failed? Fuzion's Blizzard Package is the real deal with R31 "Radiant Foil Technology". This insulation is used in the floor, wrapped around all of the holding tanks, used in the ceiling and wrapped around the front of the unit under the cap and in the goose-neck floor resulting in an R-factor of 24 under the bedroom.

At Fuzion, we also use RFT R-24 in the slide rooms as well. To enhance the RFT's ability to maintain temperatures, we duct heat into the garage and the pass through compartment. This process exceeds most of the competition who claim the compartments are heated while it is only a heat duct passing through without a register delivering hot air! Fuzion also installs two attic vents helping to eliminate the possibility of condensation build up in the roof insulation.



6 POINT HYDRAULIC AUTO LEVELING SYSTEM

This system has the strength to lift 60,000 lb. off the ground-need to change a tire? No problem! Most importantly though, is the ease of use. One touch and the coach levels itself.

It also remembers the point at which you unhook from the truck so when it comes time to hitch back up-press a button and you are back at that height! Other brands use an electric system which is slower, weaker, and you have to pull the pins on all 6 legs to get them to drop!



**MOR/RYDE
CRE/3000 SUSPENSION**



**MOR/RYDE
(RPB) PINBOX**



**REAR BACK UP CAMERA W/
SECOND SECURITY CAMERA
IN GARAGE**



**FUZION SLIDING PATIO DOOR WITH
PRIVACY SHADE
(CHROME STD., OPTIONAL ON FUZION)**



**SAMSUNG & SONY
COMPONENTS**

- 1 Light weight, rear gate 3,000 lb. capacity w/ spring assist
- 2 Electric rear stabilizer jacks
- 3 Dove tail storage bin
- 4 Tuff ply flooring in garage
- 5 16" G-rated radial tires
- 6 Aluminum wheels
- 7 7,000 lb. axles
- 8 15,000 BTU A/C
- 9 3/8" OSB roof decking
- 10 Rolled fiberglass insulation
- 11 5" wood trusses 16" on center

- 12 Aluminum wrapped A/C duct
- 13 Aluminum radius roof transition molding
- 14 Vented attic
- 15 Dual Electric awnings
- 16 Expanded Polystyrene (EPS) Block Foam Insulation
- 17 2" double welded aluminum wall studs
- 18 5/8" one piece decking in living area
- 19 3" welded aluminum floor
- 20 Fluted polypropylene enclosed underbelly
- 21 Double layer luan w/ staggered seams
- 22 High-gloss exterior
- 23 Optional 6-Point Level Up by Lippert

- 24 Front cap designed for better turning radius
- 25 Exclusive Key-Shield Painted Front cap
- 26 102" Wide-body
- 27 10" or 12" Steel Twin I-Beam FRAME
- 28 FULL Walk-On Roof
- 29 Aluminum Framed, Fully Laminated Fiberglass Sidewalls
- 30 Radiant-Foil Insulation
- 31 Aluminum Frame floor joist
- 32 Slam latch Baggage Doors
- 33 5K Inter-Lock System


Welded into the frame, each tie down can support 5000 pounds. Because your toys are important, be sure your new toy hauler is a Fuzion with the 5K Inter-Lock system.



**DUAL LED
LIGHTED AWNINGS**



**RESIDENTIAL SOLID WOOD
PASSAGE DOORS**



**COLLAPSIBLE EXTERIOR
MOUNTED REAR LADDER**



**CUP HOLDERS ON SOFAS
W/ HEATED SEATS
& LED LIGHTING**



**RECESSED OVEN
WITH GLASS TOP**

MONSTER PACK plus+

/// MONSTER PACKAGE PLUS

6 PT. HYDRAULIC LEVEL UP

DUAL 15K A/C'S

MOR/RYPDE CRE SUSPENSION

HEATED AND LIGHTED FURNITURE

FUZION SUPER STORAGE 

40" GARAGE TV ON PULL DOWN & SWIVEL BRACKET

ALUMINUM STEPS

UPGRADED ENTERTAINMENT PACKAGE WITH NAME BRAND ELECTRONICS

SOLAR PREP

IN-COMMAND CONTROL SYSTEM 

TOY LOCK

HITCH COVER

COLLAPSIBLE ROLLOVER SOFAS 

G-RATED TIRES WITH ALUMINUM WHEELS

CENTRAL VACUUM SYSTEM

UPGRADED GRAPHICS WITH 5 YEAR WARRANTY

DUAL 30 GALLON FUEL TANKS

SCAN ME

FOR MORE INFORMATION ON THE
FUZION MONSTER PACK PLUS





ONLY AVAILABLE IN CHROME

403 • 4031

*403 - 18 CU. FT. RESIDENTIAL REFRIGERATOR
*4031 - 32 CU. FT. GAS/ELECTRIC REFRIGERATOR



ONLY AVAILABLE IN CHROME

414 • 4141

*414 - 18 CU. FT. RESIDENTIAL REFRIGERATOR
*4141 - 32 CU. FT. GAS/ELECTRIC REFRIGERATOR

TRUE CROSSOVER

Luxury



ONLY AVAILABLE IN CHROME

420

*NOT AVAILABLE IN 32 CU. FT. GAS/ELECTRIC REFRIGERATOR



ONLY AVAILABLE IN CHROME

422 • 4221

*422 - 18 CU. FT. RESIDENTIAL REFRIGERATOR
*4221 - 32 CU. FT. GAS/ELECTRIC REFRIGERATOR

FEATURES

- STAINLESS APPLIANCES WITH CONVECTION MICROWAVE
- HARDWOOD CEILING TREATMENTS
- LED TV IN PASS THRU STORAGE (ON SIDE PATIO IN 420)
- DIGITAL WIRELESS BACKUP CAMERA
- SECOND CAMERA IN GARAGE
- MOR/RYPDE (RPB PIN BOX)
- FUZION FAST TRACK 2.0 PATIO SYSTEM WITH STEP
- SLIDING REAR PATIO DOOR (OPTION IN 420)
- LED LIGHTED PATIO AWNING
- EXTERIOR LOUNGE CHAIRS
- CHROME KING BED MASTER SUITE
- CHROME BEDDING AND HEADBOARD
- CHROME PAINT PACKAGE
- SAMSUNG 18 CU. FT. RESIDENTIAL REFRIGERATOR
- HEAT PADS FOR TANKS

INTERIOR

- » Premium Bluetooth Compatible Stereo with CD/DVD Player, Flat Panel LED HDTV, Sound Bar with wireless sub, 2 All Weather Exterior Speakers, Sub-woofer in Enclosed Speaker Box, A & B Indoor/Outdoor Speaker Switch, Blue-Ray DVD Player
- » Fuzion Central Command Center
- » Dual Ducted 15,000 BTU A/C with Cold Air Dump
- » Insulated A/C Ductwork
- » 30" Residential Microwave
- » 3 Burner Range Top
- » Recessed Oven with Glass Top
- » 12 or 18 Cu. Ft. Refrigerator (per model)
- » Professional Bottle Opener
- » Solid Surface Kitchen Sink Covers
- » Solid Cherry Cabinet Doors
- » Lumber-Core Cabinetry
- » Screwed Cabinetry - No Staples
- » Residential Cabinet Hardware
- » Solid Wood Drawer Frames
- » Solid Wood Passage Doors
- » Wood Blinds
- » Night Shades
- » 80lb. Rated Full-Extension Ball Bearing Drawer Guides
- » Recessed LED Puc Lighting Throughout
- » Residential Furniture w/ Heated Seats, LED Lights & 110/USB Ports
- » Multiple Sky Windows (most models)
- » 30" Wide Radius Entry Door with Screen
- » Multiple Cable TV Connections
- » Satellite Prep (Bedroom, Living Room, Garage)
- » Digital Splitters Throughout for HDTV
- » TV Antenna with Power Booster
- » Exterior Stereo Antenna
- » 60" x 80" Residential Size Queen Bed
- » Deluxe Memory Foam Mattress
- » Underbed Storage
- » Residential Shower Surround
- » Fireplace w/ Surround (N/A 416)
- » Residential, Adjustable, Hand-Held Massaging Shower Fixture
- » Skylight Over Shower
- » Porcelain Toilet with Foot Flush
- » Power Exhaust Fan in Commode Room
- » Mirrored Medicine Cabinet
- » Steel Loft Bunk Ladder
- » 40" x 80" Residential Size Loft Mattress

- » LPG Detector
- » Carbon Monoxide Detector
- » Fire Extinguisher
- » GFI Duplex Receptacles

EXTERIOR

- » 5500 Watt Generator
- » 6pt. Level-Up System (Included in Monster Package)
- » Aerodynamic Fiberglass Front Cap with Lights and Improved Turning Radius
- » Attic Vents
- » Step Light
- » LED Security Lights
- » LED Cargo Ramp Loading Lights
- » Compartment Lights
- » LED Tail/Brake Lights
- » Frameless Tinted Safety Glass Windows
- » Crank Down Spare Tire and Carrier
- » Collapsible Roof Ladder
- » Dual Folding Entry Assist Handles with Padding
- » Dual Power Awning w/LED Lighting
- » LP Quick Connect

GARAGE

- » Double Electric Beds with Dual Opposing Sofas
- » Safety Glass 5' Patio Door with Screen and Privacy Curtain with Tie-Back (select models)
- » Washer/Dryer Prep
- » Diamond Plate Protection on Sidewalls
- » Metal RAM Air Vents (2)
- » 8' Spring Assisted Ramp Door
- » Gas/Oil Resistant Tuff-Ply Flooring
- » 5K Inter-Lock System (5,000lb. Frame Welded Tie-Downs)
- » Ducted A/C, Ducted Heat
- » Fuel Station with 12V Pump, 30 Gallon Fuel Tank, and Static Line
- » Cable TV Jack
- » Night Shades
- » Super Storage

EQUIPMENT

- » In-Command Control System
- » 7,000 lb. Dexter EZ Lube Axles
- » Flipped Axles
- » Electric 2" x 12" Brakes on Every Wheel
- » 16" Aluminum Wheels

- » 16" Load Range "G" Radial Tires
- » 12 Gallon Gas / Electric Water Heater with Direct Spark Ignition
- » Low-Rise Aluminum Entrance Step
- » Electric One Touch Awning w/LED Light Strip
- » 50 AMP Service with Detachable Marine Power Cord
- » 100 AMP Converter
- » 12 Volt Disconnect
- » Water Heater By-Pass
- » Black Tank Flush
- » Enclosed Termination Valves
- » Outside Shower with Hot and Cold Water
- » Generator Prep with Start / Stop Switch, Hour Meter and Fuel Gauge
- » 35,000 BTU Furnace
- » Heated, Insulated, Enclosed Holding Tanks

*OPTIONS

- » Fast Track 2.0 Patio System with Awning & Patio Step
- » Heat Pads for Tanks
- » Sliding Rear Patio Door
- » Dual Pane Frameless Windows
- » King Bed Suite Glide-A-Bed System
- » Third A/C in Garage



PURCHASING YOUR RV LOCALLY



It's up to you where you purchase your new Fuzion, but may we suggest your local dealer? Not only does it help your local economy and provide jobs, but it will also give you an opportunity to develop a service relationship with someone that will come to know you and your coach. Congratulations on finding the best built, best equipped and best value in the industry. Happy travels!

YOUR LOCAL DEALER IS:

DECEMBER 2015



Keystone RV Company

WWW.KEYSTONERV.COM
574.535.2100 • 2642 HACKBERRY DRIVE
P.O. BOX 2000 • GOSHEN, IN 46527



Go RVing.

// THE ULTIMATE CROSSOVER COMBINING RUGGED ADVENTURE & LUXURY LIVING //